



## 3-5's - Four Week Learning Block - 1<sup>st</sup> June to 26<sup>th</sup> June

### Core Books

#### The Very Hungry Caterpillar



#### The Bad-Tempered Ladybird



### Our Songs and Poems

#### There's a tiny caterpillar on a leaf

There's a tiny caterpillar on a leaf (wriggle, wriggle) x2  
There's a tiny caterpillar, a tiny caterpillar,  
There's a tiny caterpillar on a leaf (wriggle, wriggle)



He will eat the leaves around him 'til he's full (munch, munch) x2  
He will eat the leaves around him, he will eat the leaves around him  
He will eat the leaves around him 'til he's full (munch, munch)



A cocoon is what he's spinning for his home (spin, spin) x2  
A cocoon is what he's spinning, a cocoon is what he's spinning,  
A cocoon is what he's spinning for his home (spin, spin)



Then he'll be a butterfly and fly away (flap, flap) x2  
Then he'll be a butterfly, be a butterfly,  
Then he'll be a butterfly and fly away (flap, flap)



#### Yellow bird

Yellow bird, up high in banana tree  
Yellow bird, you sit all alone like me  
Did your lady friend leave your nest again?

That is very sad, makes me feel so bad.  
You can fly away, in the sky away  
You're more lucky than me

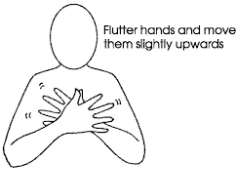
You can help your child by reading with your child every day, singing our core songs together.

# 3-5's - Four Week Learning Block - 1<sup>st</sup> June to 26<sup>th</sup> June

## Makaton

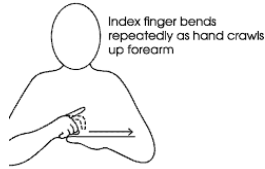
We are learning these Makaton signs:

### Butterfly

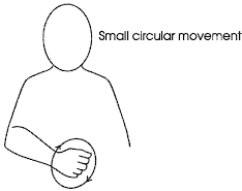


Butterfly

### Caterpillar



### Hungry



Hungry

### Sorry



## Celebrating Windrush



We will find out about Windrush and learn songs to sing at our next Singalong.

### You Can get it if you Really Want

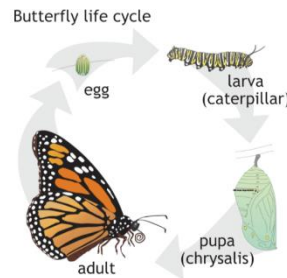
You can get it if you really want  
You can get it if you really want  
You can get it if you really want  
But you must try, try and try, try and try  
You'll succeed at last

## Healthy Snacks



We will taste and count about some of the delicious fruit in the story 'The Very Hungry Caterpillar'. Encourage your child to choose and count different fruits.

## Butterfly Life Cycle




Butterflies go through 4 changes in their lives: egg, caterpillar, pupa and butterfly. In Spring and Summer months they can be found

flying outdoors.

When you go for a walk, look for butterflies. What colour are their wings? What plants do they land on? Can you spot any eggs or caterpillars on leaves?

## Eid-UI-Adha



We will talk to children about how they celebrated Eid to learn about this important Muslim festival.

## Exploring Maths

When going for a walk, prompt your child to look out for patterns in nature, e.g. symmetrical butterfly wings, veins on a leaf or repeated patterns on a bee.



You can help your child by reading with your child every day, singing our core songs together.