


Core Book - 'The Gingerbread Man

THE GINGERBREAD MAN



"Run, run, as fast as you can
You can't catch me
I'm the gingerbread man!"
28

Polar Bear Polar Bear What Do You Hear?



Our Songs and Poems

Jingle Bells

Jingle bells, jingle bells, jingle all
the way.
O, what fun it is to ride in a one-
horse open sleigh

Jingle bells, jingle bells, jingle all
the way.
O, what fun it is to ride in a one-
horse open sleigh.

Feliz Navidad

Feliz navidad
Feliz navidad
Feliz navidad
Prospero año y felicidad

Feliz navidad
Feliz navidad
Feliz navidad
Prospero año y felicidad

I wanna wish you a merry Christmas
I wanna wish you a merry Christmas
I wanna wish you a merry Christmas
From the bottom of my heart

We wanna wish you a merry
Christmas
We wanna wish you a merry
Christmas
We wanna wish you a merry
Christmas
From the bottom of our heart

Warming Our Toes

Flicker flicker, flicker flicker,
Go the flames in the fire.
Flicker flicker, flicker flicker,
Go the flames in the fire.

We're warming our toes, warming our
toes,
Warming our toes by the fire.
We're warming our toes, warming our
toes,
Warming our toes by the fire.

Crackle crackle, crackle crackle,
Go the flames in the fire.
Crackle crackle, crackle crackle,
Go the flames in the fire.

We're having a snooze, having a snooze,
Having a snooze by the fire.
We're having a snooze, having a snooze,
Having a snooze by the fire.

Flicker flicker, flicker flicker,
Go the flames in the fire.
Flicker flicker, flicker flicker,
Go the flames in the fire.

We're warming our toes, warming our
toes,
Warming our toes by the fire.
We're warming our toes, warming our
toes,
Warming our toes by the fire.
We're having a snooze, having a snooze,
Having a snooze by the fire.
We're having a snooze, having a snooze,
Having a snooze by the fire.

When Santa Got Stuck up the Chimney

When Santa got stuck up the
chimney He began to shout
"You boys and girls won't get
any toys If you don't pull me
out My beard is black, there's
soot in my sack My nose is
tickling too" When Santa got
stuck up the chimney "A-choo!
A-choo! A-choo!"

We Wish You a Merry Christmas

We wish you a merry Christmas
We wish you a merry Christmas
We wish you a merry Christmas
and a happy new year
Good tidings we bring to you
and your kin
We wish you a merry Christmas
and a Happy New Year

Away in a Manger

Away in a manger
No crib for a bed
The little Lord Jesus
Laid down His sweet head
The stars in the bright sky
Looked down where He lay
The little Lord Jesus
Asleep on the hay


Makaton

We are learning these Makaton signs:

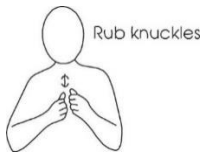
Mummy



Daddy



Brother



Sister



Music



We will learn the names of musical instruments, listening to the sounds they make and playing them to songs sung. Children will make instruments from

household junk and paper mâché.

At home you and your child could experiment with making sounds by tapping different household objects. They could play an attention and listening game called 'Ready, Steady, Go!' Children tap objects or play musical instruments following instructions such as 'Play', 'Stop', 'Quiet', 'Loud', 'Slow', 'Fast'.

Playing co-operatively

Playing co-operatively requires children to problem-solve, share resources and ideas. Support your child to play with others through games such as 'Hide and Seek' taking turns to be the finder. It's a great way to count to count to 10. Other turn-taking games include playing football or taking turns to blow bubbles. Your child could count bubbles that they pop. Why not take turns rolling a dice and saying how many dots there are altogether before counting them?

Christmas



We are celebrating the Christmas season with the children at Kintore. We will be supporting children's understanding of why we celebrate this festival.

Festive activities include writing letters to Santa, making card and decorations, baking Gingerbread Men and decorating the Christmas tree. Those staying for lunch will have a special Christmas lunch. There will also be a Christmas Singalong and party activities.

Science and Maths

Making Salt dough decorations is a great way for children to learn about science and maths in a fun and practical way.



Recipe for Salt Dough Decorations:

- 1 cup of plain flour (about 250g)
- half a cup of salt (about 125g)
- half a cup of water (about 125ml)

*We will also bake and decorate
Gingerbread Men.*

Poem

Breezy weather. Freezy weather.
When the leaves fall, we all fall together.
Breezy weather. Freezy weather. When
the wind blows, we huddle together

