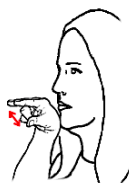


Five Little Ducks – Key Signs with Song Lyrics

* Use natural gesture



5

little ducks

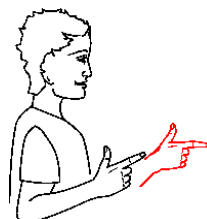
went

out one day



Over

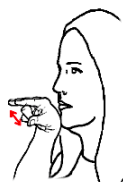
the hills and



far away.



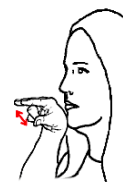
Mother duck said



"quack,



quack,

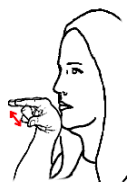


quack,

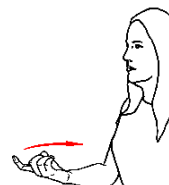


quack"

* Use natural gesture



little ducks



came back.

But only 4

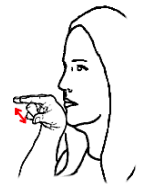
* Refer to Key Signs Sheet for recommended natural gesture



© Scope (Vic) Ltd 2008. Nursery Rhymes to Sing, See and Sign.
Developed by The Communication Resource Centre - A Service of Scope
www.scopevic.org.au - see disclaimer

Supported by The Jack Brockhoff Foundation, Makaton Victoria and hey dee ho music.
Sign illustrations developed by Aileen Ryan 'Hands Can Talk' © 2008 www.handscantalk.com.au

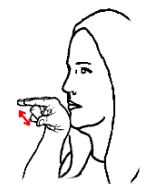
* Use natural gesture



4

little ducks.....

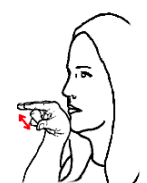
* Use natural gesture



3

little ducks.....

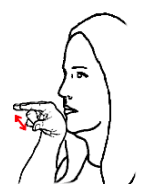
* Use natural gesture



2

little ducks.....

* Use natural gesture



1

little duck.....

* Refer to Key Signs Sheet for recommended natural gesture



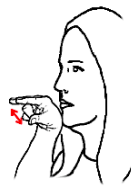
© Scope (Vic) Ltd 2008. Nursery Rhymes to Sing, See and Sign.
Developed by The Communication Resource Centre - A Service of Scope
www.scopevic.org.au - see disclaimer
Supported by The Jack Brockhoff Foundation, Makaton Victoria and hey dee ho music.
Sign illustrations developed by Aileen Ryan 'Hands Can Talk' © 2008 www.handscantalk.com.au




and none

* Use natural gesture

of the 5



little ducks



came back.



Old mother



duck went

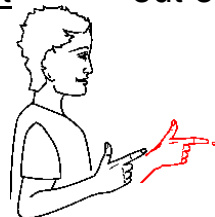


out one day

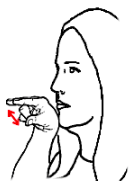


Over

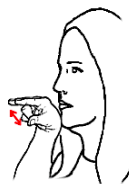
the hills and



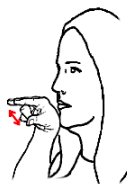
far away



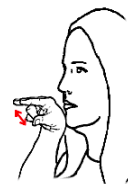
Mother duck



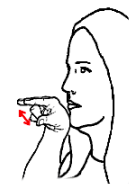
said "quack,



quack,



quack,



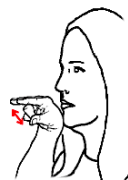
quack"



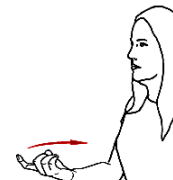
And all

* Use natural gesture

of her 5



little ducks



came back.

* Refer to Key Signs Sheet for recommended natural gesture



© Scope (Vic) Ltd 2008. Nursery Rhymes to Sing, See and Sign. Developed by The Communication Resource Centre - A Service of Scope www.scopevic.org.au - see disclaimer Supported by The Jack Brockhoff Foundation, Makaton Victoria and hey dee ho music. Sign illustrations developed by Aileen Ryan 'Hands Can Talk' © 2008 www.handscantalk.com.au

Five Little Ducks - Key Signs

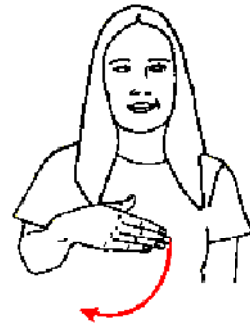
For numbers 1-5 -

Use natural gesture
e.g. Hold up appropriate number of fingers



DUCKS -

Place tips of dominant index, middle fingers and thumb together. Place formation in front of chin and open and close formation, twice.



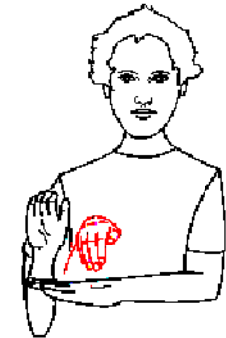
WENT/GO -

Swing dominant hand slightly cupped forward in relevant direction. Finish with straight fingers.



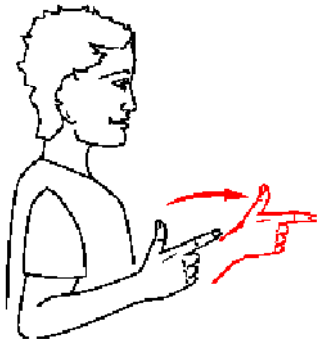
DAY -

Sweep open dominant hand, palm facing body in an arc from waist height to shoulder height.




OVER -

Move relaxed open dominant hand, palm down, in a forward arc over the back of the relaxed open non-dominant hand.




FAR -

Extend right hand index finger and thumb - move formation forward in two small arcs.



MUMMY/MOTHER -

Fingerspell "M" quickly twice.




COME/COME BACK -

Extend dominant crooked index finger and hold in front of body. Move hand back in an arc towards centre of chest. (Natural gesture)



NONE/NO -

Shake dominant fist sideways in front of body.



ALL-

Place open dominant hand in front of body, palm down, fingers facing forward. Keeping fingers facing forward, move hand towards body in an arc.




© Scope (Vic) Ltd 2008. Nursery Rhymes to Sing, See and Sign.
Developed by The Communication Resource Centre - A Service of Scope
www.scopevic.org.au - see disclaimer
Supported by The Jack Brockhoff Foundation, Makaton Victoria and hey dee ho music.
Sign illustrations developed by Aileen Ryan 'Hands Can Talk' © 2008 www.handscantalk.com.au

Five Little Ducks - Picture Song Board

5


little ducks



went out



one day




over the hills



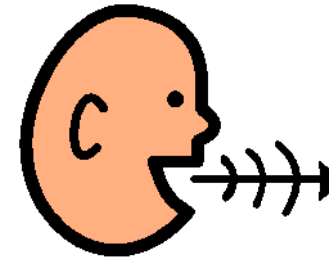
4

1


mother duck



said



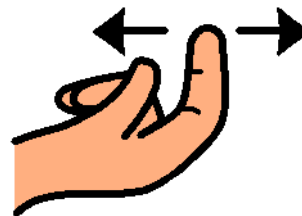
quack



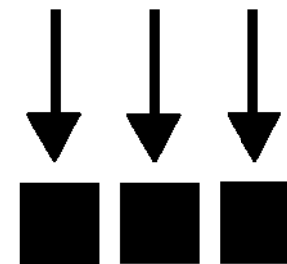
3

2

came back



all



far away



Instructions: Point to the pictures of 'key words' at the same time as singing the song. Have fun!



© Scope (Vic) Ltd 2008. Nursery Rhymes to Sing, See and Sign.
Developed by The Communication Resource Centre - A Service of Scope
www.scopevic.org.au - see disclaimer
Supported by The Jack Brockhoff Foundation and hey dee ho music.
The Picture Communication Symbols © 1981-2007 by Mayer-Johnson LLC.
All rights reserved worldwide. Used with permission.